

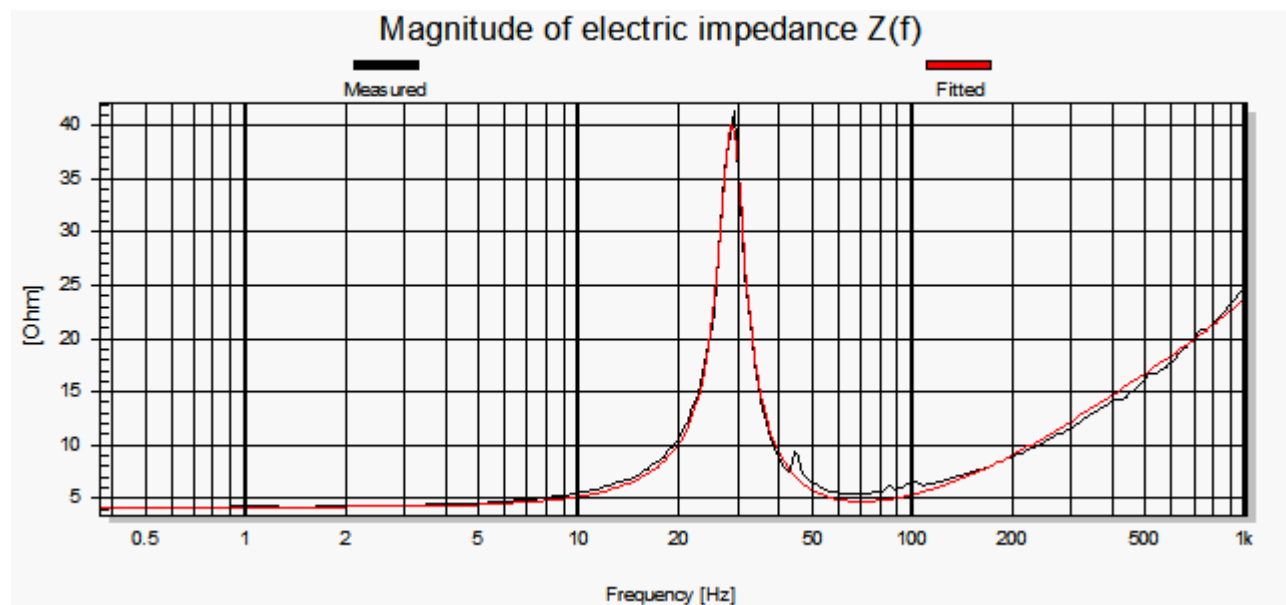
Name	Value	Unit	Comment
Electrical Parameters			
Re	4.17	Ohm	electrical voice coil resistance at DC
Le	2.598	mH	frequency independent part of voice coil inductance
L2	4.092	mH	para-inductance of voice coil
R2	10.63	Ohm	electrical resistance due to eddy current losses
Cmes	956.05	礫	electrical capacitance representing moving mass
Lces	31.76	mH	electrical inductance representing driver compliance
Res	35.97	Ohm	resistance due to mechanical losses
fs	28.9	Hz	driver resonance frequency
Mechanical Parameters			
(using laser)			
Mms	188.521	g	mechanical mass of driver diaphragm assembly including air load and voice coil
Mmd (Sd)	180.943	g	mechanical mass of voice coil and diaphragm without air load
Rms	5.482	kg/s	mechanical resistance of total-driver losses
Cms	0.161	mm/N	mechanical compliance of driver suspension
Kms	6.21	N/mm	mechanical stiffness of driver suspension

Bl	14.04	N/A	force factor (Bl product)
Lambda s	0.116		suspension creep factor
Loss factors			
Qtp	0.655		total Q-factor considering all losses
Qms	6.241		mechanical Q-factor of driver in free air considering Rms only
Qes	0.723		electrical Q-factor of driver in free air considering Re only
Qts	0.648		total Q-factor considering Re and Rms only
Vas	72.4982	l	equivalent air volume of suspension
n0	0.232	%	reference efficiency (2 pi-radiation using Re)
Lm	85.86	dB	characteristic sound pressure level (SPL at 1m for 1W @ Re)
Lnom	88.69	dB	nominal sensitivity (SPL at 1m for 1W @ Zn)
rmse Z	7.34	%	root-mean-square fitting error of driver impedance Z(f)
rmse Hx	3.64	%	root-mean-square fitting error of transfer function Hx (f)
Series resistor	0.00	Ohm	resistance of series resistor
Sd	564.00	cm	diaphragm area

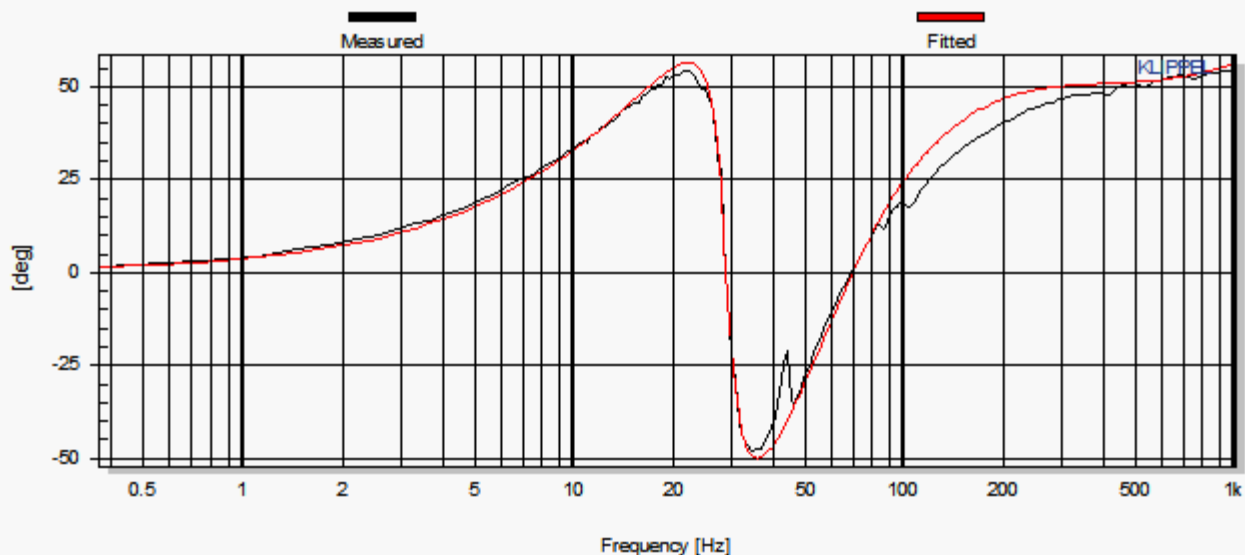
Name	Value	Unit	Comment
------	-------	------	---------

HINT :			Reduce Fmax to 20* fs to improve impedance fitting
U pp	1.45	V	peak to peak value of voltage at terminals
U ac	0.19	V rms	AC part of voltage signal
U dc	-0.00	V	
U head	51.1	dB	digital headroom of voltage signal
U SNR+D	28.0	dB	ratio of signal to noise+distortion in voltage signal
fu noise	662.8	Hz	frequency of noise+distortion maximum in voltage signal
I pp	0.20	A	peak to peak value of current at terminals
I ac	0.03	A rms	AC part of current signal
I dc	0.00	A	
I head	34.5	dB	digital headroom of current signal
I SNR+D	23.4	dB	ratio of signal to noise+distortion in current signal
fi noise	27.5	Hz	frequency of noise+distortion maximum in current signal
X pp	0.39	mm	peak to peak value of displacement signal
X ac	0.07	mm rms	AC part of displacement signal
X dc	-0.07	mm	
X head	51.9	dB	digital headroom of displacement signal
X SNR+D	30.9	dB	ratio of signal to noise+distortion in displacement signal
fx cutoff	128.5	Hz	frequency of highest valid line in displacement signal

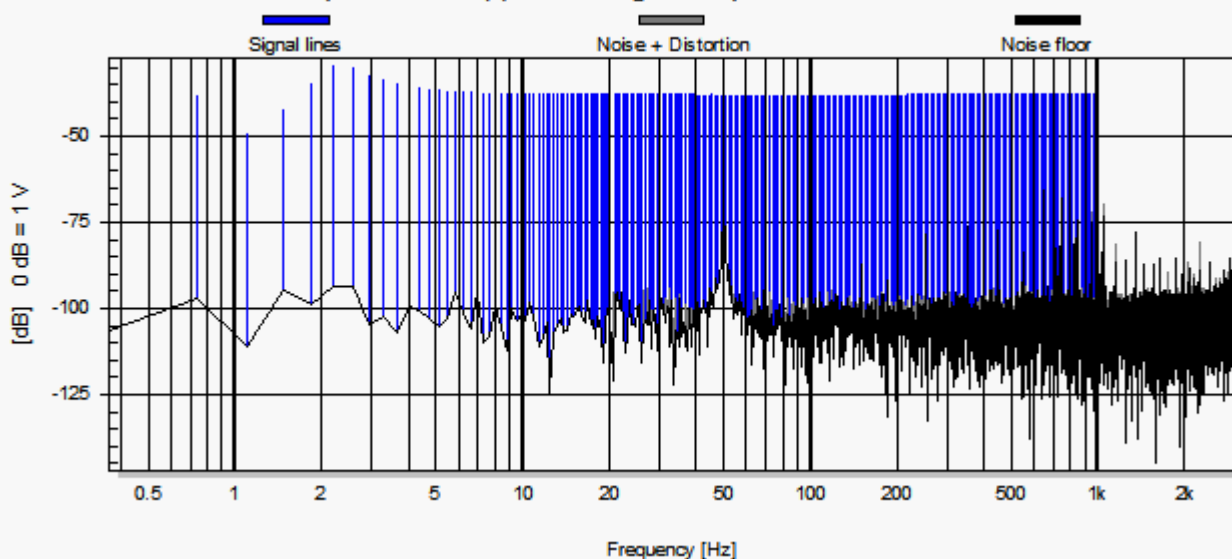
p pp	16.45	mV	peak to peak value of microphone signal
p ac	2.17	mV rms	AC part of microphone signal
p head	53.8	dB	digital headroom of microphone signal
p sum level	80.5	dB	sum level of microphone signal
p mean level	55.2	dB	mean level of microphone signal
f sample	6000	Hz	sample frequency
N stim	16384	number of samples	stimulus length



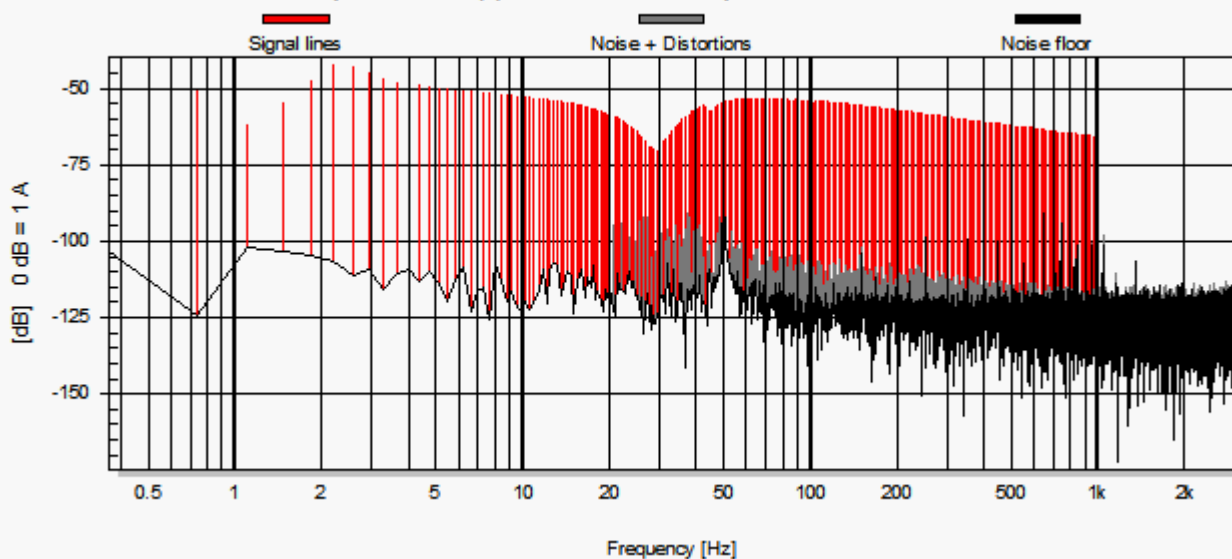
### Phase of electric impedance $Z(f)$



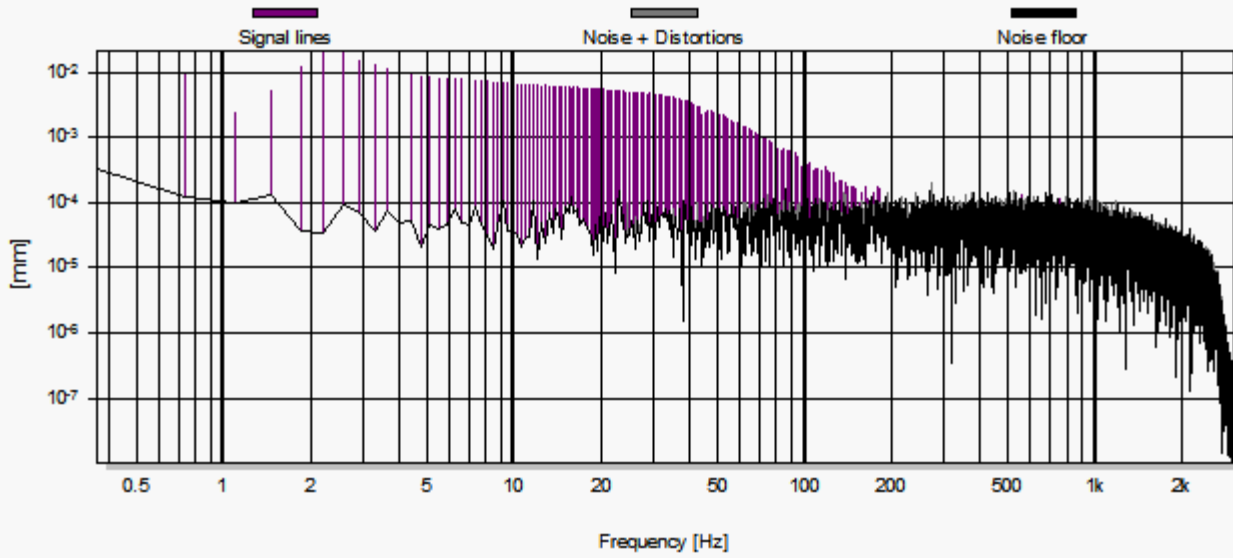
### Spectrum $U(f)$ of voltage at speaker terminals



### Spectrum $I(f)$ of current at speaker terminals



Spectrum  $X(f)$  of voice coil displacement



Spectrum  $p(f)$  of microphone signal

