

**VIBE**<sup>®</sup>  
*Vented Innovative Bass Enclosures*

**SLR**

**SLICK SLR  
INSTRUCTION MANUAL  
SLR10, 12, 12R, 15**

To ensure maximum performance and safety,  
please follow this manual. Please retain the  
manual for future reference after installation

# OWNERS MANUAL

Congratulations on purchasing your SLICK SLR subwoofer enclosure, please read this manual in order to fully understand how to get the best results from your enclosure and ensure that all advice on how to look after the enclosure is followed.

Thank you for buying VIBE, we hope you enjoy listening to your product as much as we enjoyed creating it.

VIBE R&D Division

## Run in procedure

VIBE recommends that you follow the run in procedure for the subwoofer detailed below.

- When your Subwoofer is used for the first time naturally like most brand new items it is very stiff and rigid, it will take time for the moving parts of this Subwoofer to loosen up before the Subwoofer will be ready to deliver its full potential.
- For the first 30 hours it is recommended that you play the Subwoofer initially at low to medium volumes, gradually increasing the volume level as time progresses.
- As a guide, if you listen to your Subwoofer for 1 hour every day it will take a month for the speaker to run in properly.
- You will notice a big change in the sound of the Subwoofer over this period, as the spider and surround begin to run in the sound will get deeper and punchier, also the output of the Subwoofer will increase as the suspension loosens up.
- The Subwoofer is like a new cars engine, it needs a few thousand miles before you can drive it to it's full potential, driving it into the redline from the first day will mean engine damage is certain and will not be covered by warranty and the same applies to the subwoofer
- Failure to follow this simple procedure is the most common reason for a Subwoofer to fail after a very short period of time.


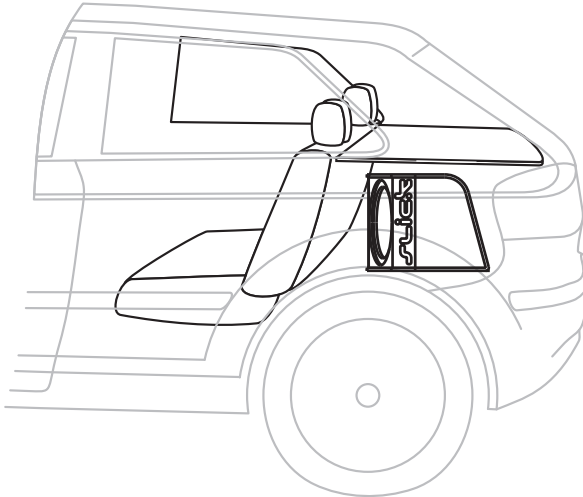
## Installation

The most common place to mount a bass enclosure is in the luggage compartment of the vehicle.

Where in the luggage compartment it is mounted will have an effect on the sound produced allowing the user to tailor the sound to best suit their musical tastes.

For example if the enclosure is mounted facing the rear bumper, the bass produced will be noticeably deeper than if it is fired into the rear seat.

Do not be afraid to experiment with positioning as a little time and effort can yield great improvements in sound.



**NOTE** – when you have chosen your mounting position please ensure that the enclosure is securely mounted in place and cannot move or come into contact with objects in the luggage area as damage to the enclosure or subwoofer will not be covered under warranty.

It is also advisable to use additional luggage straps to secure the enclosure.

## Modular mounting (SLR 12 only)

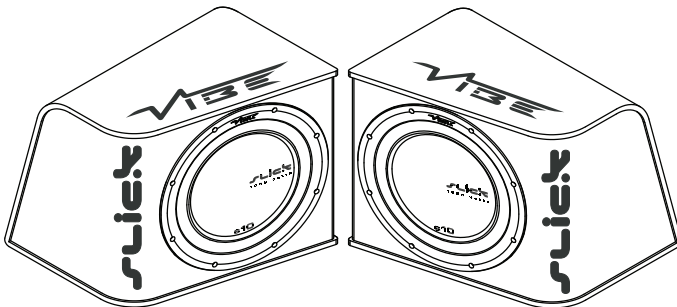
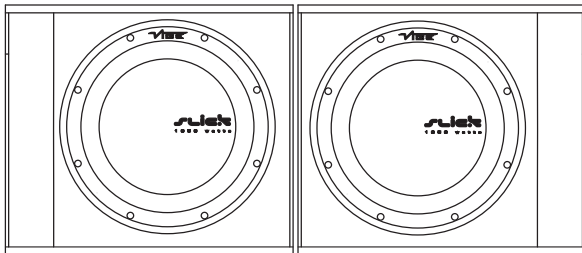
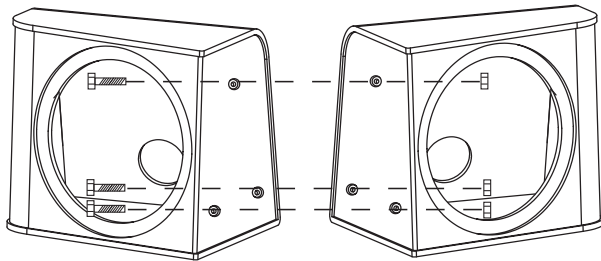
The Slick SLR is available as both left hand (SLR 12) and right hand (SLR 12R) versions.

This offers the user a unique modular mounting option.

The SLR 12 and 12R can either be mounted either on left and right hand sides of the luggage compartment or bolted together to create a traditional twin enclosure.

To fix the enclosures together as a twin please follow the directions listed below

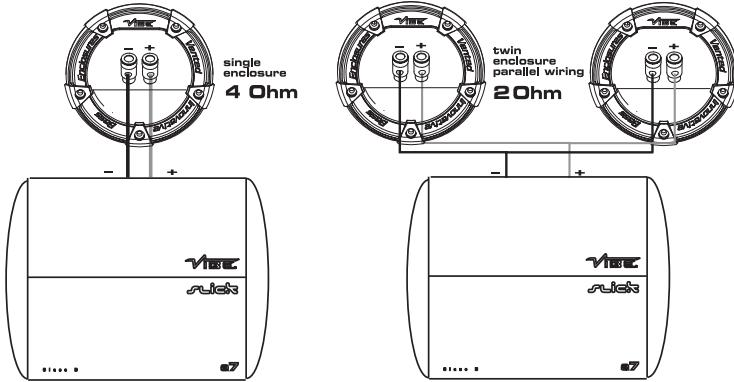
- Remove both subwoofers from the enclosures
- Punch out the middle part of the 3 plastic plugs in the side of the enclosures from the out side in.
- Insert 3 x M8 bolts into one of the enclosures and pass through to the inside of the other enclosure and tighten with M8 locking nuts (nylock type)
- Reinstall the subwoofers ensuring that correct polarity is observed.



## Passive enclosure wiring

The VIBE enclosure terminals adds great detail to any bass enclosure and ease of connection. All new spring loaded connectors replace the old screw down type for quicker and tighter clamping of speaker wire or VIBE GP41 banana plugs. The VIBE GP2 TwnPost features a NEW CNC alloy top, a rubber inner and outer rubber sealing gasket - The GP2 terminals allows fast and reliable connection to a mono amplifier.

Multiple enclosures can be configured in different ways, below are a few wiring examples.



| Product              | part no        | RMS       | peak       | min input     | impedance |
|----------------------|----------------|-----------|------------|---------------|-----------|
| <b>SLICK SLR 10</b>  | SLICKSLR10-V2  | 350 Watts | 1000 Watts | 175 Watts RMS | 4 Ohm     |
| <b>SLICK SLR 12</b>  | SLICKSLR12-V2  | 400 Watts | 1200 Watts | 200 Watts RMS | 4 Ohm     |
| <b>SLICK SLR 15</b>  | SLICKSLR15-V2  | 50 Watts  | 1500 Watts | 250 Watts RMS | 4 Ohm     |
| <b>SLICK SLR 12R</b> | SLICKSLR12R-V2 | 400 Watts | 1200 Watts | 200 Watts RMS | 4 Ohm     |



In order to protect your purchase and aid your warranty please fill in the following form and keep it safe for your future reference:

Model Number:

Serial Number:

Purchased From:

Date of Purchase:

KEEP IT SAFE  
Staple your receipt here:

## Limited Warranty

All VIBE products carry a full twelve months warranty, valid from the date of the original receipt / proof of purchase. In order to validate this warranty, the warranty card should be returned to VIBE within seven days of the original purchase date. The original receipt and packaging should also be retained for this twelve month period.

If at any stage during the warranty period you have a problem with the product then it should be returned to the point of purchase, with proof of purchase in its original packaging, complete with no items missing.

If the store is unable to fix the product it may have to be returned to VIBE this process takes around 7 working days.

A full description of VIBE's warranty information can be found on our website:

[www.vibeaudio.co.uk/warranty](http://www.vibeaudio.co.uk/warranty)

A written version can also be obtained from  
VIBE warranty Dept, PO BOX 11000, B75 7WG

Technical enquires  
call 09067031420

call cost 50p per minute Call costs correct at date of publication (02/02/09) Hours of business 9.00am - 5.30pm all calls are recorded for training purposes MIDBASS Distribution PO Box 11000,B75 7WG

### Copyright

All content included in this manual such as text, graphics, logos, icons, images and data, are the property of VIBE Technologies Limited (herein referred to as "VIBE", "us" or "we") and its affiliate or their content and technology providers, and are protected by United Kingdom and International copyright laws. All rights reserved.2009

All stylised representations of product names, or the abbreviations of product names, as logos are all trademarks of VIBE. Graphics and logos are trademarks or trade dress of VIBE Technologies Ltd or its subsidiaries.

VIBE's trademarks and trade dress may not be used in connection with any product or service that is not VIBE's, in any manner that is likely to cause confusion among customers or in any manner that disparages or discredits VIBE. All other trademarks not owned by VIBE or its subsidiaries that appear in this manual are the property of their respective owners, who may or may not be affiliated with, connected to, or sponsored by VIBE or its subsidiaries.

TO THE FULLEST EXTENT PERMITTED AT LAW, VIBE IS PROVIDING THIS MANUAL AND ITS CONTENT ON AN "AS IS" BASIS AND MAKES NO (AND EXPRESSLY DISCLAIMS ALL) REPRESENTATIONS OR WARRANTIES OF ANY KIND, EXPRESS OR IMPLIED, WITH RESPECT TO THIS MANUAL OR THE INFORMATION, CONTENT, MATERIALS OR PRODUCTS INCLUDED IN THIS MANUAL INCLUDING, WITHOUT LIMITATION, WARRANTIES OF MERCHANTABILITY AND FITNESS FOR A PARTICULAR PURPOSE.

IN ADDITION, VIBE DOES NOT REPRESENT OR WARRANT THAT THE INFORMATION CONTAINED IN THIS MANUAL IS COMPLETE OR CURRENT, AND THAT ALL SPECIFICATIONS AND INFORMATION CONTAINED WITHIN THIS MANUAL ARE SUBJECT TO CHANGE WITHOUT NOTICE.

VIBE RECOMMEND CAUTION WHEN LISTENING TO MUSIC REPRODUCED THROUGH VIBE EQUIPMENT. VIBE EQUIPMENT IS CAPABLE OF PRODUCING SOUND AND SOUND PRESSURE LEVELS THAT CAN PERMANENTLY DAMAGE HEARING OF YOU AND THAT OF OTHERS. FOR SAFE AND ENJOYABLE LISTENING, THE SOUND SHOULD BE CLEAR WITHOUT DISTORTION AT A COMFORTABLE VOLUME.

BY USING ANY VIBE EQUIPMENT, YOU AGREE TO TAKE FULL RESPONSIBILITY FOR YOUR OWN SAFETY AND THE SAFETY OF OTHERS WHEN LISTENING TO MUSIC AT HIGH VOLUMES THROUGH EQUIPMENT YOU HAVE PURCHASED. USE OF ANY VIBE EQUIPMENT CONSTITUTES AGREEMENT TO THIS DISCLAIMER. Except as specifically stated in this manual, to the fullest extent permitted at law, neither VIBE nor any of its affiliates, directors, employees or other representatives will be liable for damages arising out of or in connection with the use of this manual or the information, content, materials or products included.

This is a comprehensive limitation of liability that applies to all damages of any kind, including (without limitation) compensatory, direct, indirect or consequential damages, loss of data, income or profit, loss of or damage to property and claims of third parties. For the avoidance of doubt, VIBE does not limit its liability for death or personal injury to the extent only that it arises as a result of negligence of VIBE, its affiliates, directors, employees or other representatives.



#### FLATBASS™ 13 SPK Bass speaker cable

There are many powerful bass amplifiers on today's market - the ever increasing power is putting huge strains on speaker wire - VIBE present a new breed of speaker cable specially developed for BASS applications - the VIBE FLATBASS speaker cable offers SolidCore™ that can handle and sustain considerably more power than conventional speaker cable.


Model: FlatBass 13 SPK - 13 gauge SolidCore™ flex BASS speaker cable



#### VIBE 140 amp circuit breaker

Big systems require big protection - The VIBE circuit breaker is rated at a massive 140 amps and offers critical protection to your system - if the system over powers or short circuits the breaker will cut in and save your equipment. No need to replace expensive fuses, system is reset via a simple switch - also offers safe and instant system shutdown.

Model: CB140 - 140 amp circuit breaker



#### FLAT Y 2M / FLAT Y 2F RCA Y leads

Our professional quality full range OFC Y-interconnect guarantees a pure and strong signal. With a flat design and ferrite loaded gold plated plugs interference is greatly reduced. The FLAT-Y Interconnect is available in 1 male - 2 female FLAT Y 2F and 2 male - 1 female FLAT Y 2M configurations.

Model: FLAT Y 2F - 1 pair RCA Y lead 1male to 2 female  
Model: FLAT Y 2m - 1 pair RCA Y lead 2male to 1female



#### VIBE BC10 level controller

The VIBE BC10 gain level controller is a perfect addition to any subwoofer system, the BC10 allows the level of the amplifier to be controlled from the driver's seat giving the user easy adjustment of gain level. Particularly useful for adjusting the gain level for amplifiers controlling subwoofers. The BC10 controls the RCA input and output making it compatible with any system allowing gain level adjustment of any amplifier it is connected to. It can also be used with full range amplifiers.

Model: BC10 - RCA Gain level control



#### Slick level remote

A new addition to the Slick range of amplifiers is the Slick level control which allows level adjustment of the amplifier from the front of the car - Simply plug the supplied cable into the Slick remote level port on the end panel of the amplifier and remote gain control is yours, it is the easy.

Model: SLR1 - optional remote for use with all Slick amplifiers



#### VIBE PortPlug™

The VIBE PortPlug allows easy tuning of the VIBE CBR bass enclosures. The PortPlug™ is used to tightly seal the VIBE TurboPort™ in the enclosure to either create a sealed enclosure for better transient response or in the case of a multi ported enclosure retune the enclosure using only 1 PortPlug™

Model: PP25 - PortPlug™ for 2.5" TurboPort™  
Model: PP30 - PortPlug™ for 3" TurboPort™



#### VIBE official Merchandise

MPS - VIBE polo shirt with embroidered VIBE logo on front and rear  
MIS - VIBE T-shirt with small VIBE printed logo on front.  
MCD - VIBE CD containing exclusive VIBE bass tracks as featured on the Bass Tunnel and VIBE Dredd.  
MCC - VIBE CD case, metallic silver CD case with VIBE logo.  
VFL - VIBE fleece with embroidered logo on the front and large on back.  
VTD - VIBE tax disc holder, stylish silver tax disc holder featuring VIBE logo.



#### VIBE SD4/5 subwoofer defender grill

The new VIBE subwoofer defender not only provides protection for your sub but also adds style with its metallic badge and black rubberised steel construction allow it to integrate perfectly with the VIBE EVO enclosures

Model: SD4 - sub grill fits both 10" and 12" subwoofers  
Model: SD5 - sub grill fits 15" subwoofers



#### VIBE GB41 banana plug

The VIBE GB41 banana plugs are the easy and convenient way to quickly remove your bass enclosures without having to constantly rethread your speaker cable into the box terminal, simply attach the speaker cable to the VIBE GB41 banana plug and you have a reliable quick release solution. Designed for optimum use with the TP-2 and QP-4 terminal, our professional gold plated 4mm banana plugs are polarity marked and feature rubber shrouds.

Model: GB41 - Gold Banana plug



#### VIBE DB6 non fused distribution block

The VIBE DB6 non fused distribution block is a professional non fused distribution block which gives easy connection for up to 6 amplifiers. The VIBE DB6 has 2 x 4AWG input and 4 x 8AWG outputs which can be used for power distribution or ground distribution giving a common grounding point for all system components eliminating the risk of ground loop interference.

Model: DB6 non fused distribution block



#### VIBE FD4 fused distribution block

The VIBE FD4 fused distribution block is a professional AGU fused distribution block which gives easy connection for up to 4 amplifiers. The VIBE FD4 has 1 x 4AWG input and 4 x 8AWG outputs each individually fused up to a maximum of 80 amps (AGU fuses available separately)

Model: FD4 - 4 way AGU fused distribution block, 1 x 4 gauge input 4 x 8 gauge outputs



#### VIBE CT0 / CT4 compression fit ring terminal

The VIBE CT range of gold plated ring terminals are professional compression fit designed for maximum conductivity when connecting power cable to the vehicle battery. The VIBE RT compression fit terminals are the best way to connect heavy gauge power cable to the vehicles battery.

Model: CT0 - 0 gauge compression fit ring terminal  
Model: CT4 - 4 gauge compression fit ring terminal



#### VIBE RT4 / RT8 crimp on ring terminal

The professional range of VIBE RT gold plated ring terminals for connecting power cable to the vehicle battery. Packed in pairs and finished in black rubber over boots with an easy crimp design.

Model: RT8 - 1 pair of 8 gauge crimp on ring terminals with PVC overboots  
Model: RT4 - 1 pair of 4 gauge crimp on ring terminals with PVC overboots



#### VIBE AGU30, AGU60, AGU80 fuses

The VIBE AGU fuse series are the perfect companion to the VIBE FD4 fused distribution block and the Active and stereo system wiring kits.

Model: AGU30 - 1 pair 30 amp AGU fuses to fit all AGU fuse holders  
Model: AGU60 - 1 pair 60 amp AGU fuses to fit all AGU fuse holders  
Model: AGU80 - 1 pair 80 amp AGU fuses to fit all AGU fuse holders

All Accessories are available direct, for next day delivery call 0870 765 8423 or visit [www.vibeaudio.co.uk/shop](http://www.vibeaudio.co.uk/shop) [UK

**For more product info see [www.vibeaudio.co.uk](http://www.vibeaudio.co.uk)**



## The CriticalLink™ range of FLAT series cabling from VIBE

The VIBE CriticalLink range of cabling has been developed to achieve the critical link between source (headunit), amplifier and speakers - VIBE audio equipment is high quality, using anything less than the VIBE CriticalLink range of cables will severely compromise your equipment and will not allow it to perform to its maximum potential.

NOTE: Your audio equipment will only ever be as good as the cables you use to connect it. The link between your audio equipment is critical for a bigger cleaner sound.

**VIBE cabling and interconnects can enhance your system power and sound quality by more than 20% over other brand cable.**

All Accessories are available direct, for next day delivery call 0870 765 8423 or visit [www.vibeaudio.co.uk/shop\(UK ONLY\)](http://www.vibeaudio.co.uk/shop(UK ONLY))

**For more product info see [www.vibeaudio.co.uk](http://www.vibeaudio.co.uk)**



### BASS SYSTEM KIT

The VIBE 3000watt BASS KIT is specifically designed to gain maximum output from high power Bass systems. Featuring the best BASS specific cables from the VIBE CriticalLink™ Range.

Contents of the Kit:  
 FLATLINES™ 4AWG PWR Power and Ground cable  
 FLATBASS™ RCA SolidCore™ Interconnect  
 FLATLINES™ 13 SPK, Bass speaker cable  
 FLATLINES™ remote 18  
 VIBE 140 amp circuit breaker

All cable is terminated with crimped terminal rings in place and accessory fitting kit

#### COMPATIBILITY

This kit is compatible with the majority of amplifiers on the market - VIBE recommends this kit for all VIBE BASS monoblock amplifiers new, current and old models.

**Model: Bass Kit - Bass specific amplifier wiring kit**



### STEREO SYSTEM KIT

The VIBE 1500 watt STEREO KIT is specifically designed to gain maximum output from high power full range systems. Combining the best full range cables from the VIBE CriticalLink™ range.

Contents of the Kit:  
 FLATLINES™ 8AWG PWR Power and Ground cable  
 VIBE FLATSTERED™ RCA - OFC high definition full range interconnect  
 FLATLINES™ remote 18  
 FLATSTERED™ speaker cable  
 AGU Fuse Holder

All cable is terminated with crimped terminal rings in place and accessory fitting kit

#### COMPATIBILITY

This kit is compatible with the majority of amplifiers on the market - VIBE recommends this kit for all VIBE full range STEREO amplifiers new, current and old models. FLATLINES™ 8 PWR Power

**Model: Stereo Kit - full range stereo amplifier wiring kit**



### ACTIVE SYSTEM KIT

The VIBE 1500watt ACTIVE BASS KIT is specifically designed to gain maximum output from high power Active Bass systems (Bass Boxes). Featuring BASS specific components from the VIBE CriticalLink™ range.

Contents of the Kit:  
 FLATLINES™ 8AWG PWR Power and Ground cable  
 FLATBASS™ RCA SolidCore™ Interconnect  
 FLATLINES™ remote 18  
 AGU Fuse Holder  
 FastPlug™

#### COMPATIBILITY

This kit is compatible with the majority of amplifiers on the market - VIBE recommends this kit for all VIBE active bass enclosures new, current and old models.

**Model: Active Kit - Bass specific active enclosure wiring kit**



**PC15**  
 1.5 farad power capacitor

The VIBE 1.5 farad power capacitor is a must for any high performance audio system. VIBE's 1.5 farad power capacitor bridges the gap between the vehicles battery and the amplifiers ensuring rapid smooth current flow resulting in louder brighter bass and clean crisp midrange and treble. The built in digital voltage display constantly and accurately displays the systems DC voltage. An all new VIBE power distribution block is built into the top of the capacitor to allow easy wiring into the system and also will allow 3 amplifiers to be wired directly to the capacitor for maximum current flow to the amplifiers.

**Model: PC15**



**delta box**

The Deltabox line driver is the ideal solution for those looking to install multiple amplifiers from a single RCA preout. Most people use RCA "Y" splitters for the task unaware of the signal degradation caused. The Deltabox not only divides the signal but also isolates and boosts the signal up to a maximum of 9 volts independently for each of the 3 output channels giving much cleaner sound and excellent signal to noise ratio. For SPL competition the Deltabox is an essential tool as each of the outputs can be split 4 times giving control of 12 amplifiers from a single gain enabling precise adjustment of the system without having to reset every amplifier individually. Additionally if your headunit has a weak preout or you wish to run multiple amps but only have one output the Deltabox™ is your ideal solution. **Model: DELTABOX**



**FAST PLUG**

The VIBE FastPlug™ (pat. pending), is a product long overdue. Designed and developed by VIBE Engineers the plug offers safe, fast removal of your active bass enclosure (bass box) or amplifier. You may wish to remove your system for security reasons, or for the full use of your boot space, whatever the reason the VIBE FastPlug makes it easy and safe.

The plug is a heavy duty connector that connects positive, negative and remote wires. It is made up of 2 parts - one end to connect to your equipment and the other to your power source - is made from high quality ABS plastic the device is tough and hard wearing. **Model: FASTPLUG**



#### FLATLINES™ Power and Ground Cable

VIBE FLATLINES™ power cable has been developed to maximise voltage transfer from battery to amplifier - the cable has 2 main lines running side by side which are made up of fine copper strands - This design makes the cable flat allowing us to make very slim heavy duty power cable which is highly flexible easing installation.

Available in: system kits, by the roll or by the metre

Model: FLATLINES 8 PWR - 8 gauge red power cable Model: FLATLINES 8 GND - 8 gauge black power cable

Model: FLATLINES 4 PWR - 4 gauge red power cable Model: FLATLINES 4 PWR - 4 gauge red power cable

Model: FLATLINES 0 PWR - 0 gauge red power cable Model: FLATLINES 0 GND - 0 gauge black power cable



#### FLATSTERED™ High Definition full range interconnect

The VIBE FLATSTERED RCA is an OFC high definition full range interconnect - delivering the fullest signal possible from source to amplifier - the cable make up has been developed to run flat with left and right cables running parallel both with individual screening but sharing an outer FLAT jacket easing installation.

Available in:

Model: FlatStereo RCA 1m - 1 metre full range interconnect

Model: FlatStereo RCA 5m - 5 metre full range interconnect




#### FLATBASS™ - SolidCore™ Bass interconnect

The VIBE FLATBASS™ interconnect has been specifically developed for use in BASS SYSTEMS - the cable make up has a unique super FLAT™ design easing installation - its trick ingredient is oversized SolidCore™ OFC signal wires - allowing a heavier voltage to be passed down the cable. This is the central wire that carries the main signal from source to amplifier.

Available in:

Model: FlatBass RCA 1m - 1 metre BASS interconnect

Model: FlatBass RCA 5m - 5 metre BASS interconnect



#### FLATLIX™ High Definition speaker cable

The delivery of power and signal to the speaker is the final CriticalLink™ in any audio system - VIBES FlatFlex OFC high definition speaker cable is produced from super fine OFC copper strands collectively picking up all the detail in your music - the multi strands are aligned in a row making the cable super FLAT™ which can be run invisibly under carpets.

Available in:

Model: FlatFlex 16 SPK - 16 gauge High definition flat flexible speaker cable

Model: FlatFlex 12 SPK - 12 gauge High definition flat flexible speaker cable